


SafeAZ[®]

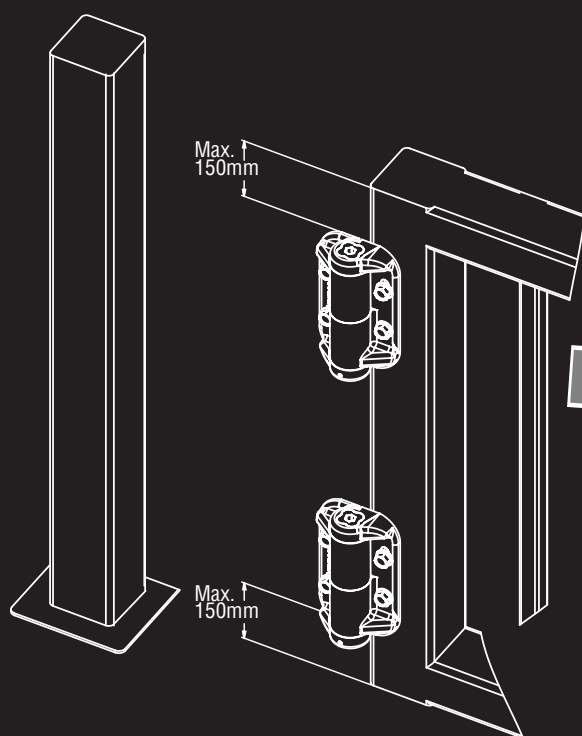
GATE HARDWARE

60KG HINGE SET



- Self closes gates up to 60kg
- Adjustable Tension
- Alignment Tab

START



Mount Hinges to the gate, mounted 150mm from the top and bottom of gate as shown.


With both Hinges attached to gate, mount the gate to fence post.

With Gate closed adjust the tension of both hinges. Using the 6mm allen key provided, rotate in ¼ increments.

Turn clockwise to increase tension.
Turn in the opposite direction to reduce tension.

Warning: Do not rotate tensioner more than two full turns.

Important: Support the gate weight while adjusting tension



Add the Anti-Step cap to the bottom hinge. Note locator notch on both parts.

Nip it up with a screwdriver.

Slightly open gate 25mm to check the gate closes.

FINISH

SafeAZ

GATE HARDWARE

www.trioaustralia.com.au

Maintenance

- Annually inspect hinges or more frequently if the gate is used often.
- Only lubricate with powdered graphite lubricant.

2021